

► SPREADERS

SPREADERS TYPE BY SECTION AND PROFILE REFERENCE

2004

	SPREADER 1	SPREADER 2	SPREADER3
F78/IMS80	BF2	BF2	BF2
F135	BF3	BF3	BF3
F195	BF3	BF3	BF3
F305	BF3	BF3	BF3
F385	BF4	BF3	BF3
F460	BF4	BF4	BF3
F580	BF4	BF4	BF3
F740	BF4 (BF5 + doublage)	BF4	BF4
F1060	BF5	BF5	BF4
F1395	BF5	BF5	BF5
F2390	BF6	BF5	BF5
F3360	BF6	BF6	BF5
F4600	BF6	BF6	BF6

ANODIZED SPREADER SECTION

	Ref.
BF2	21000026003
BF3	21000036003
BF4	21000046003
BF5	21000056003
BF6	21000066003






NB :
Sections available
in 6 meters
maximum length

See Ocean p. 58

► SPREADERS SECTIONS

Our standard spreaders are clear, anodized, tapered and manufactured to length cut at angled from 0 to 30 degrees.



SECTION	Inertias XX' YY'	Dimensions (mm)	Weight kg/m	Standard length (m)
BF 2 	6 1,1	19 x 55	0,7	6
BF 3 	27,2 5,9	30 x 74	1,2	6
BF 4 	63 7,7	35 x 105	1,8	6
BF 5 	209 18,9	44 x 154,5	2,8	6
BF 6 	362 39,4	53 x 167	3,4	6